

**Jvmoebel.de**  
*la design*

*Design your life*



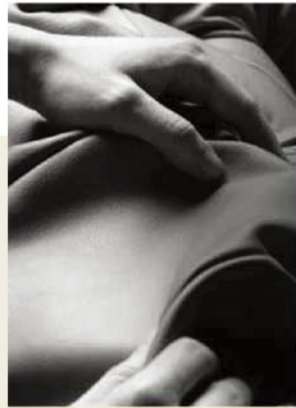

**NEW COLLECTION**

NEW COLLECTION  
REDEFINED ORIGINALITY AND STYLE  
TO CREATE ENVIRONMENTS  
A SINCERE AND TIMELESS SOUL.

As in the past, through the relationship between place and art is still present today, all kinds of objects belonging to the visual world have become a part of art and place. Aesthetics includes not only the beauty in art, but also the beauty in your living place.



## HIGH TECHNOLOGY IN ALL PRODUCTION AREAS



## Comfort & Quality



A special skeleton designed with static engineering calculations in the computer environment, cut in CNC machines and formed in accordance with world standards, all with contra fit and glue.  
In order to provide the most comfortable and long-lasting sitting, high quality elastic column produced with the best technology and standard quality, high-density, appropriately soft sponge that has passed long-term tests.  
Tightly woven, robust and durable fabric against wear and fading.  
Well-designed, long-tested functional mechanisms.

## A NEW STORY; **NEW YORK**

As much as it admires with its aesthetic stance  
a functional design with a modular structure.



4-stage and openable arm mechanism



Being a bad feature



6 cm walnut coated wooden frame  
reinforcing profile construction



Swivel bergere option





SANTORINI

LOFT

BERLIN

MILANO

MILANO CORNER

OSCAR

NEW YORK

NISH

COLLECTION

SOPHISTIC



DYNAMIC

&  
SANTORINI



## PERSONAL AND UNIQUE DESIGN



The comfort that comes with ergonomics will make you feel special.




The headrest mechanism that makes your neck comfortable, the foldable backs that expand your sitting area and offer the comfort of being used as a bed when necessary, the stylish metal legs and the quilting workmanship on the arms that add a classic elegance to the new generation armchairs inspire the understanding of modern sofas.



	GW/DD/YH
	225 - 100 - 95
	75 - 90 - 80

## STYLISH & ATTRACTIVE



### Features:

- It consists of 2, 3-seat armchairs and a swivel bergere.
- Being a deep seat and a single bed thanks to the opening back mechanism.
- Gradually foldable neck mechanisms.
- Seat cushion is CNC cut 32 dns airlex sponge.
- CNC cut plywood frame with 10 years warranty in European standards
- 8mm coated metal feet.
- 6cm product and wooden bottom case.



LOFT

ASSERTIVE





# LOFT



LOFT is the right choice to add style to your home.




It provides extra comfort thanks to its aesthetic design, optimally sized back height and ideally soft seating.



	GW/DD/YH
	320 - 100 - 90
	240 - 100 - 90
	90 - 90 - 90

## MODERN & ASSERTIVE



### Features;

- 4-seater modular sofa and 3-seater modular sofa option.
- CNC cut 35 dns HR soft sponge.
- Wooden case and modern metal legs are used.
- Being a deep seat and a single bed thanks to the opening back mechanism.
- CNC cut plywood frame with 10 years warranty in European standards.
- Swivel and wooden bergere options.

MINIMALIST



CONFORMIST

BERLIN



# BERLIN



Berliner brings lifestyle, dynamics and comfort to your home.



While it offers a dynamic look with its extraordinary design, it offers a unique sitting comfort with its fiber-filled special pads.



	GW/DD/YH
	320 - 100 - 90
	240 - 100 - 90
	90 - 90 - 90



- Features;
- Relax mini corner and 3-seater sofa option.
  - Fiber filled pad on CNC cut 35 dns HR soft sponge.
  - 8mm thick electrostatic painted modern metal legs.
  - Being a deep seat and a single bed thanks to the opening back mechanism.
  - CNC cut plywood frame with 10 years warranty in European standards.
  - Swivel bergere

MODULAR



UNLIMITED

MILANO



# MILANO





An above-the-line design that will accompany the most beautiful hours of the day with its elegance and where you will find peace in its comfort.



Modern elegance to your living spaces with its line, Milano will fascinate you with its ergonomics and sitting comfort.



GW/DD/YH

	240 - 100 - 95
	75 - 75 - 95

## MODULAR & UNLIMITED



### Features;

- Thanks to its modular structure, you can shape your seat by adding 90 cm. and 60 cm. modules.
- Being a deep seat and a single bed thanks to the opening back mechanism.
- Seat cushion is CNC cut 32 dns airlex sponge.
- Gradually foldable neck mechanisms.
- CNC cut plywood frame with 10 years warranty in European standards.
- Seat extension mechanism

MODULAR

UNLIMITED



MILANO CORNER



# MILANO CORNER



Designed to offer you larger living spaces,  
Milano Corner will easily adapt to your homes thanks to its modular structure.



While it knows no boundaries thanks to its modular system,  
it provides you with the most comfortable sitting thanks to its movable mechanisms.



## MODULAR & UNLIMITED



**GW/DD/YH**  
315\*315 - 100 - 95

### Features;

- Thanks to its modular structure, you can shape your seat by adding 90 cm and 60 cm modules.
- Being a deep seat and a single bed thanks to the opening back mechanism.
- Seat cushion is CNC cut 32 dns airlex sponge.
- Gradually foldable neck mechanisms.
- CNC cut plywood frame with 10 years warranty in European standards.
- Seat extension mechanism

ELEGANT



ATTRACTIVE

OSCAR



# OSCAR



It will reflect you in your home with its line  
that combines elegance and attractiveness.



## ELEGANT & ATTRACTIVE

It will reflect you in your home with its line that combines elegance and attractiveness.



GW/DD/YH

	250 - 100 - 80
	90 - 90 - 90



- Features;
- It consists of 2, 3-seat armchairs and a swivel bergere.
  - CNC cut 32 dns HR soft sponge.
  - 8mm coated metal feet.
  - CNC cut plywood frame with 10 years warranty in European standards.





&

INVITING

EXTRAORDINARY

NEW YORK



# NEW YORK



The design of the new age with its modularity and extraordinary line.



Having an extraordinary design, New York offers a modern atmosphere with its ergonomic form and functional structure.



GW/DD/YH

	330 - 110 - 90
	250 - 110 - 90
	70 - 80 - 100



Features;

- 4-seater modular sofa and 3-seater modular sofa option.
- CNC cut 35 dns HR soft sponge.
- 6 cm walnut coated wooden frame reinforcing profile construction.
- 8mm thick electrostatic painted modern metal legs.
- Being a deep seat and a single bed thanks to the opening back mechanism.
- CNC cut plywood frame with 10 years warranty in European standards.
- Swivel bergere.




INVITING



&  
NISH

TIMELESS








# NISH



It takes your home on a timeless journey with its noble appearance that defying the years.



The quilting that brings the aesthetic perception to the highest level and the perfect harmony of wooden details with metal make "Nish" the representative of dignity and elegance.



GW/DD/YH

	300 - 100 - 70
	235 - 100 - 70
	80 - 70 - 80

## INVITING & TIMELESS






### Features;

- 4-seater modular sofa and 3-seater modular sofa option.
- CNC cut 35 dns HR soft sponge.
- 8 mm "Gold-Silver-Copper" coated modern metal feet.
- CNC cut plywood frame with 10 years warranty in European standards
- Handmade quilting.

"Nish", whose design makes it stand out, will bring elegance and comfort to your living room.



	GW/DD/YH
	300 - 100 - 70
	235 - 100 - 70
	80 - 70 - 80

- Features;
- 4-seater modular sofa and 3-seater modular sofa option.
  - CNC cut 35 dns HR soft sponge.
  - 8 mm "Gold-Silver-Copper" coated modern metal feet.
  - CNC cut plywood frame with 10 years warranty in European standards
  - Handmade quilting.

Elegance  
hidden  
in details.





*Design your life*

**by JV Moebel.de  
AEA GmbH & Co. KG Am Flugplatz 28  
88483 Burgrieden Deutschland**



**+49 (07392) 93 78 44 0**



**[www.jvmoebel.de](http://www.jvmoebel.de)**

**[info@jvmoebel.de](mailto:info@jvmoebel.de)**